



**Presented By
Jasper Municipal
Water Utility**

ANNUAL
**WATER
QUALITY
REPORT**

WATER TESTING PERFORMED IN 2016

We've Come a Long Way

We are pleased to provide you with our annual water quality report covering the period between January 1 and December 31, 2016. In a matter of only a few decades, drinking water has become exponentially safer and more reliable than at any other point in human history. Our exceptional staff continues to work hard every day—at any hour—to deliver the highest quality drinking water without interruption. Our goal is and always has been to provide you with high-quality, reliable tap water delivered to you and your family.

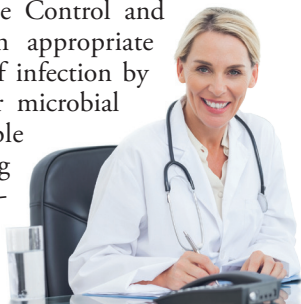
We are proud to show that the water we provide has surpassed the testing and reporting requirements of the National Primary Drinking Water Regulations (NPDWR), Environmental Protection Agency (EPA), and the Indiana Department of Environmental Management (IDEM). The water undergoes testing for more than 80 contaminants according to governmental requirements.

Community Participation

We want our customers to be informed about their water utility. You are invited to participate in our public forum and voice your concerns about your drinking water. The Jasper Municipal Water Utility is managed by the Jasper Utility Service Board which meets at 7:00 p.m. on the third Monday of each month at City Hall.

Important Health Information

Some people may be more vulnerable to contaminants in drinking water than the general population. Immunocompromised persons such as persons with cancer undergoing chemotherapy, persons who have undergone organ transplants, people with HIV/AIDS or other immune system disorders, some elderly, and infants may be particularly at risk from infections. These people should seek advice about drinking water from their health care providers. The U.S. EPA/CDC (Centers for Disease Control and Prevention) guidelines on appropriate means to lessen the risk of infection by *Cryptosporidium* and other microbial contaminants are available from the Safe Drinking Water Hotline at (800) 426-4791 or <http://water.epa.gov/drink/hotline>.



Substances That Could Be in Water

To ensure that tap water is safe to drink, the U.S. EPA prescribes regulations limiting the amount of certain contaminants in water provided by public water systems. U.S. Food and Drug Administration regulations establish limits for contaminants in bottled water, which must provide the same protection for public health. Drinking water, including bottled water, may reasonably be expected to contain at least small amounts of some contaminants. The presence of these contaminants does not necessarily indicate that the water poses a health risk.

The sources of drinking water (both tap water and bottled water) include rivers, lakes, streams, ponds, reservoirs, springs, and wells. As water travels over the surface of the land or through the ground, it dissolves naturally occurring minerals, in some cases, radioactive material, and substances resulting from the presence of animals or from human activity. Substances that may be present in source water include:

Microbial Contaminants, such as viruses and bacteria, which may come from sewage treatment plants, septic systems, agricultural livestock operations, or wildlife;

Inorganic Contaminants, such as salts and metals, which can be naturally occurring or may result from urban stormwater runoff, industrial or domestic wastewater discharges, oil and gas production, mining, or farming;

Pesticides and Herbicides, which may come from a variety of sources such as agriculture, urban stormwater runoff, and residential uses;

Organic Chemical Contaminants, including synthetic and volatile organic chemicals, which are by-products of industrial processes and petroleum production and may also come from gas stations, urban stormwater runoff, and septic systems;

Radioactive Contaminants, which can be naturally occurring or may be the result of oil and gas production and mining activities.

For more information about contaminants and potential health effects, call the U.S. EPA's Safe Drinking Water Hotline at (800) 426-4791.

Where Does My Water Come From?

In 2016, the sole source of the water treated and distributed by the Jasper Municipal Water Utility was surface water from the Patoka River. The Patoka Reservoir serves as the primary emergency source of water, with the Beaver Creek Reservoir serving as a secondary emergency source. The Beaver Creek Reservoir, a City-owned lake, 205 acres in size, holding approximately 905 million gallons of usable storage, is located seven miles east of the City. If water is needed from Beaver Creek Reservoir, it is released into Beaver Creek, which flows into the Patoka River before reaching the City.

To The Last Drop

The National Oceanic and Atmospheric Administration (NOAA) defines drought as a deficiency in precipitation over an extended period of time, usually a season or more, resulting in a water shortage causing adverse impacts on vegetation, animals, and/or people. Drought strikes in virtually all climate zones, from very wet to very dry.


There are primarily three types of drought: Meteorological Drought refers to the lack of precipitation, or the degree of dryness and the duration of the dry period; Agricultural Drought refers to the agricultural impact of drought, focusing on precipitation shortages, soil water deficits, and reduced ground water or reservoir levels needed for irrigation; and Hydrological Drought, which pertains to drought that usually occurs following periods of extended precipitation shortfalls that can impact water supply (i.e., stream flow, reservoir and lake levels, ground water).

Drought is a temporary aberration from normal climatic conditions, thus it can vary significantly from one region to another. Although normally occurring, human factors, such as water demand, can exacerbate the duration and impact that drought has on a region. By following simple water conservation measures, you can help significantly reduce the lasting effects of extended drought.

To learn more about water conservation efforts, check out U.S. EPA's Water Conservation Tips for Residents at www.epa.gov/region1/eco/drinkwater/water_conservation_residents.html.

Water Main Flushing

Distribution mains (pipes) convey water to homes, businesses, and hydrants in your neighborhood. The water entering distribution mains is of very high quality; however, water quality can deteriorate in areas of the distribution mains over time. Water main flushing is the process of cleaning the interior of water distribution mains by sending a rapid flow of water through the mains.



Flushing maintains water quality in several ways. For example, flushing removes sediments like iron and manganese. Although iron and manganese do not pose health concerns, they can affect the taste, clarity, and color of the water. Additionally, sediments can shield microorganisms from the disinfecting power of chlorine, contributing to the growth of microorganisms within distribution mains. Flushing helps remove stale water and ensures the presence of fresh water with sufficient dissolved oxygen, disinfectant levels, and an acceptable taste and smell.

During flushing operations in your neighborhood, some short-term deterioration of water quality, though uncommon, is possible. You should avoid tap water for household uses at that time. If you do use the tap, allow your cold water to run for a few minutes at full velocity before use and avoid using hot water, to prevent sediment accumulation in your hot water tank.

Please contact us if you have any questions or if you would like more information on our water main flushing schedule.

QUESTIONS?


For more information about this report, or for any questions relating to your drinking water, please call Mr. Tim Doersam, Water Department Manager, or Darin Kemp, Water Filtration Foreman, at (812) 482-5252.

Protecting Your Water

Bacteria are a natural and important part of our world. There are around 40 trillion bacteria living in each of us; without them, we would not be able to live healthy lives. Coliform bacteria are common in the environment and are generally not harmful themselves. The presence of this bacterial form in drinking water is a concern, however, because it indicates that the water may be contaminated with other organisms that can cause disease.

In 2016, the U.S. EPA passed a new regulation called the Revised Total Coliform Rule, which requires additional steps that water systems must take in order to ensure the integrity of the drinking water distribution system by monitoring for the presence of bacteria like total coliform and *E. coli*. The rule requires more stringent standards than the previous regulation, and it requires water systems that may be vulnerable to contamination to have in place procedures that will minimize the incidence of contamination. Water systems that exceed a specified frequency of total coliform occurrences are required to conduct an assessment of their system and correct any problems quickly. The U.S. EPA anticipates greater public health protection under the new regulation due to its more preventive approach to identifying and fixing problems that may affect public health.

Although we have been fortunate to have the highest quality drinking water, our goal is to eliminate all potential pathways of contamination into our distribution system, and this new rule helps us to accomplish that goal.



Water Treatment Process

The treatment process consists of a series of steps. First, raw water is drawn from the Patoka River and potassium permanganate is added, which allows for oxidation of the iron and manganese levels that are present in the water. The water then goes to a rapid mixing trough where blended polymer flocculent, hydrated lime (corrosion inhibitor, pH adjustment), fluoride (dental health), and activated carbon (taste and odor control) are added. The addition of these substances cause small particles to adhere to one another (called "floc"), making them heavy enough to settle into a basin from which sediment is removed. Chlorine is then added for disinfection. At this point, the water is filtered through layers of fine coal and silicate sand. As smaller, suspended particles are removed, turbidity disappears and clear water emerges. As an additional barrier for bacteria and virus, the filtered water is then sent through a UV disinfection process before being discharged into a clear well reservoir.

Chlorine is added again as a precaution against any bacteria that may be present within the distribution system. (We carefully monitor the amount of chlorine, adding the lowest quantity necessary to protect the safety of your water without compromising taste.) Finally, the water is pumped to sanitized, underground distribution lines, water towers, and into your home or business.

Source Water Assessment

Jasper Municipal Water Utility's primary source of water is the Patoka River via the Patoka River Watershed. Surface water is by its nature susceptible to contamination, and there are numerous potential contaminant sources, including agricultural runoff, manufacturing, oil/gas wells, inadequate septic systems, leaking underground storage tanks, and road and rail bridge crossings. A Source Water Assessment Plan (SWAP) is now available at our office. This plan is an assessment of the delineated area around our listed sources through which contaminants, if present, could migrate and reach our source water. It also includes an inventory of potential sources of contamination within the delineated area, and a determination of the water supply's susceptibility to contamination by the identified potential sources.

According to the Source Water Assessment Plan, our water system had a susceptibility rating of 'medium'. By implementing measures to protect the Patoka River Watershed, the potential for water quality impacts can be further decreased. If you would like to review the Source Water Assessment Plan, please feel free to contact our office during regular office hours at (812) 482-5252.

Lead in Home Plumbing

If present, elevated levels of lead can cause serious health problems, especially for pregnant women and young children. Lead in drinking water is primarily from materials and components associated with service lines and home plumbing. We are responsible for providing high-quality drinking water, but cannot control the variety of materials used in plumbing components.

When your water has been sitting for several hours, you can minimize the potential for lead exposure by flushing your tap for 30 seconds to 2 minutes before using water for drinking or cooking. If you are concerned about lead in your water, you may wish to have your water tested. Information on

lead in drinking water, testing methods, and steps you can take to minimize exposure is available from the Safe Drinking Water Hotline or at www.epa.gov/lead.



Water Conservation

You can play a role in conserving water and saving yourself money in the process by becoming conscious of the amount of water your household is using and by looking for ways to use less whenever you can. It is not hard to conserve water. Here are a few tips:

- Automatic dishwashers use 15 gallons for every cycle, regardless of how many dishes are loaded. So get a run for your money and load it to capacity.
- Turn off the tap when brushing your teeth.
- Check every faucet in your home for leaks. Just a slow drip can waste 15 to 20 gallons a day. Fix it and you can save almost 6,000 gallons per year.
- Check your toilets for leaks by putting a few drops of food coloring in the tank. Watch for a few minutes to see if the color shows up in the bowl. It is not uncommon to lose up to 100 gallons a day from an invisible toilet leak. Fix it and you save more than 30,000 gallons a year.
- Use your water meter to detect hidden leaks. Simply turn off all taps and water using appliances. Then check the meter after 15 minutes. If it moved, you have a leak.



What type of container is best for storing water?

Consumer Reports has consistently advised that glass or BPA-free plastics such as polyethylene are the safest choices. To be on the safe side, do not use any container with markings on the recycle symbol showing “7 PC” (code for BPA). You could also consider using stainless steel or aluminum with BPA-free liners.

How much emergency water should I keep?

Typically, 1 gallon per person per day is recommended. For a family of four, that would be 12 gallons for 3 days. Humans can survive without food for 1 month, but can survive only 1 week without water.

How long can I store drinking water?

The disinfectant in drinking water will eventually dissipate, even in a closed container. If that container housed bacteria before it was filled with tap water, the bacteria may continue to grow once the disinfectant has dissipated. Some experts believe that water could be stored up to six months before needing to be replaced. Refrigeration will help slow the bacterial growth.

Test Results

During the past year, the City of Jasper Municipal Water Utility routinely monitored for more than 80 different constituents in your drinking water to determine the presence of specific radioactive, biological, inorganic, volatile organic, or synthetic organic contaminants according to Federal and State Regulations on a very strict sampling schedule. The information below represents only those substances that were detected. The State requires us to monitor for certain substances less often than once per year because the concentrations of these substances do not change frequently. In these cases, the most recent sample data are included, along with the year in which the sample was taken.

REGULATED SUBSTANCES

SUBSTANCE (UNIT OF MEASURE)	YEAR SAMPLED	MCL [MRDL]	MCLG [MRDLG]	AMOUNT DETECTED	RANGE LOW-HIGH	VIOLATION	TYPICAL SOURCE
Atrazine (ppb)	2016	3	3	0.2	0.0–0.2	No	Runoff from herbicide used on row crops
Barium (ppm)	2016	2	2	0.0235	0.0235–0.0235	No	Discharge of drilling wastes; Discharge from metal refineries; Erosion of natural deposits
Chlorine (ppm)	2016	[4]	[4]	0.98	0.37–1.86	No	Water additive used to control microbes
Fluoride (ppm)	2016	4	4	0.7	0.7–0.7	No	Erosion of natural deposits; Water additive which promotes strong teeth; Discharge from fertilizer and aluminum factories
Haloacetic Acids [HAA] (ppb)	2016	60	NA	28.1	5.3–28.1	No	By-product of drinking water disinfection
Nitrate (ppm)	2016	10	10	0.61	0.61–0.61	No	Runoff from fertilizer use; Leaching from septic tanks, sewage; Erosion of natural deposits
TTHMs [Total Trihalomethanes] (ppb)	2016	80	NA	56	24.8–55.8	No	By-product of drinking water disinfection
Total Organic Carbon (removal ratio)	2016	TT	NA	1.70	1.27 – 2.24	No	Naturally present in the environment
Turbidity ¹ (NTU)	2016	TT	NA	0.20	0.04–0.20	No	Soil runoff
Turbidity (Lowest monthly percent of samples meeting limit)	2016	TT = 95% of samples meet the limit	NA	100	NA	No	Soil runoff

Tap water samples were collected for lead and copper analyses from sample sites throughout the community

SUBSTANCE (UNIT OF MEASURE)	YEAR SAMPLED	AL	MCLG	AMOUNT DETECTED (90TH% TILE)	SITES ABOVE AL/ TOTAL SITES	VIOLATION	TYPICAL SOURCE
Copper (ppm)	2014	1.3	1.3	0.128	0/30	No	Corrosion of household plumbing systems; Erosion of natural deposits
Lead (ppb)	2014	15	0	6.4	0/30	No	Corrosion of household plumbing systems; Erosion of natural deposits

¹Turbidity is a measure of the cloudiness of the water. It is monitored because it is a good indicator of the effectiveness of the filtration system.

Definitions

AL (Action Level): The concentration of a contaminant which, if exceeded, triggers treatment or other requirements which a water system must follow.

LRAA (Locational Running Annual Average): The average of sample analytical results for samples taken at a particular monitoring location during the previous four calendar quarters. Amount Detected values for TTHMs and HAAs are reported as LRAAs.

MCL (Maximum Contaminant Level): The highest level of a contaminant that is allowed in drinking water. MCLs are set as close to the MCLGs as feasible using the best available treatment technology.

MCLG (Maximum Contaminant Level Goal): The level of a contaminant in drinking water below which there is no known or expected risk to health. MCLGs allow for a margin of safety.

MRDL (Maximum Residual Disinfectant Level): The highest level of a disinfectant allowed in drinking water. There is convincing evidence that addition of a disinfectant is necessary for control of microbial contaminants.

MRDLG (Maximum Residual Disinfectant Level Goal): The level of a drinking water disinfectant below which there is no known or expected risk to health. MRDLGs do not reflect the benefits of the use of disinfectants to control microbial contaminants.

NA: Not applicable

NTU (Nephelometric Turbidity Units): Measurement of the clarity, or turbidity, of water. Turbidity in excess of 5 NTU is just noticeable to the average person.

pCi/L (picocuries per liter): A measure of radioactivity.

ppb (parts per billion): One part substance per billion parts water (or micrograms per liter).

ppm (parts per million): One part substance per million parts water (or milligrams per liter).

TT (Treatment Technique): A required process intended to reduce the level of a contaminant in drinking water.